


















1952 Presidential General Election Results

Note: The Google advertisement links below may advocate political positions that this site does not endorse.

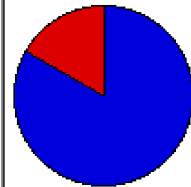
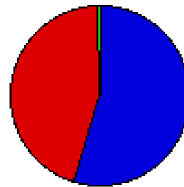

	Presidential Candidate	Vice Presidential Candidate	Political Party	Popular Vote		Electoral Vote	
	Dwight Eisenhower	Richard Nixon	Republican	34,075,529	55.18%	442	83.2%
	Adlai Stevenson	John Sparkman	Democratic	27,375,090	44.33%	89	16.8%
	Vincent Hallinan	Charlotta Bass	Progressive	140,746	0.23%	0	0.0%
	Stuart Hamblen	Enoch Holtwick	Prohibition	73,412	0.12%	0	0.0%
	Eric Hass	Stephen Emery	Socialist Labor	30,406	0.05%	0	0.0%
	Darlington Hoopes	Samuel Friedman	Socialist	20,203	0.03%	0	0.0%
	Douglas MacArthur	Harry Byrd	Constitution	17,205	0.03%	0	0.0%
	Farrell Dobbs	Myra Tanner Weiss	Socialist Workers	10,312	0.02%	0	0.0%
	Write-ins	-	-	4,836	0.01%	0	0.0%
	Henry Krajewski	Frank Jenkins	Poor Man's Party	4,203	0.01%	0	0.0%
	Total			61,751,942		531	



Map Key

> 40%		
> 50%		
> 60%		
> 70%	-	

Turnout



Maps

[Elect Vote](#)

[Counties](#)

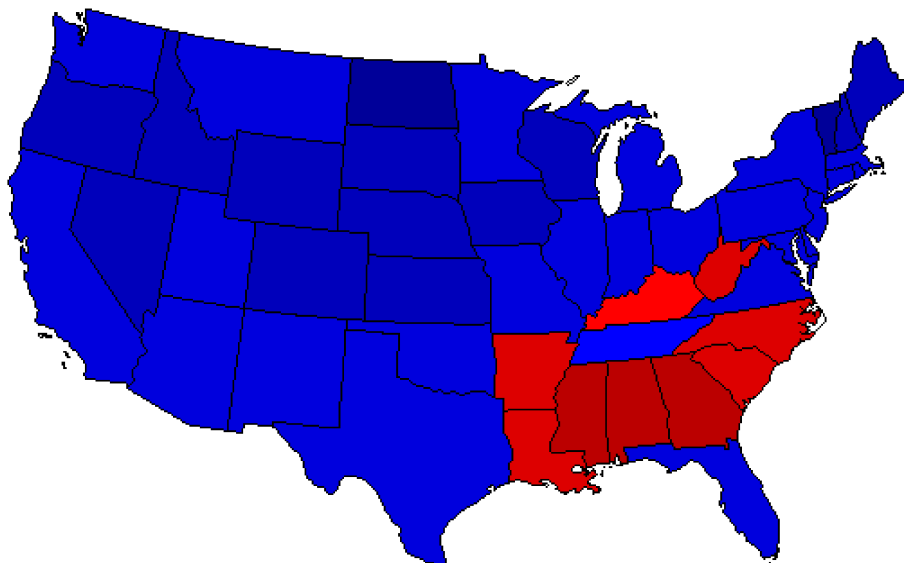
[Home St.](#)

[Democrat](#)

[Republican](#)

[Swing](#)

[Trend](#)



Data and Statistics:

- [Popular Vote State-Level Data \(Table\)](#)
- [Popular Vote State-Level Data \(Graphs\)](#)
- [Electoral Vote State-Level Data](#)
- [Election 1952 Statistics](#)
- [Compare National Data by Year \(Table\)](#)
- [Compare National Data by Year \(Graphs\)](#)
- [Compare National Maps by Year](#)
- [National JavaCompare!](#)